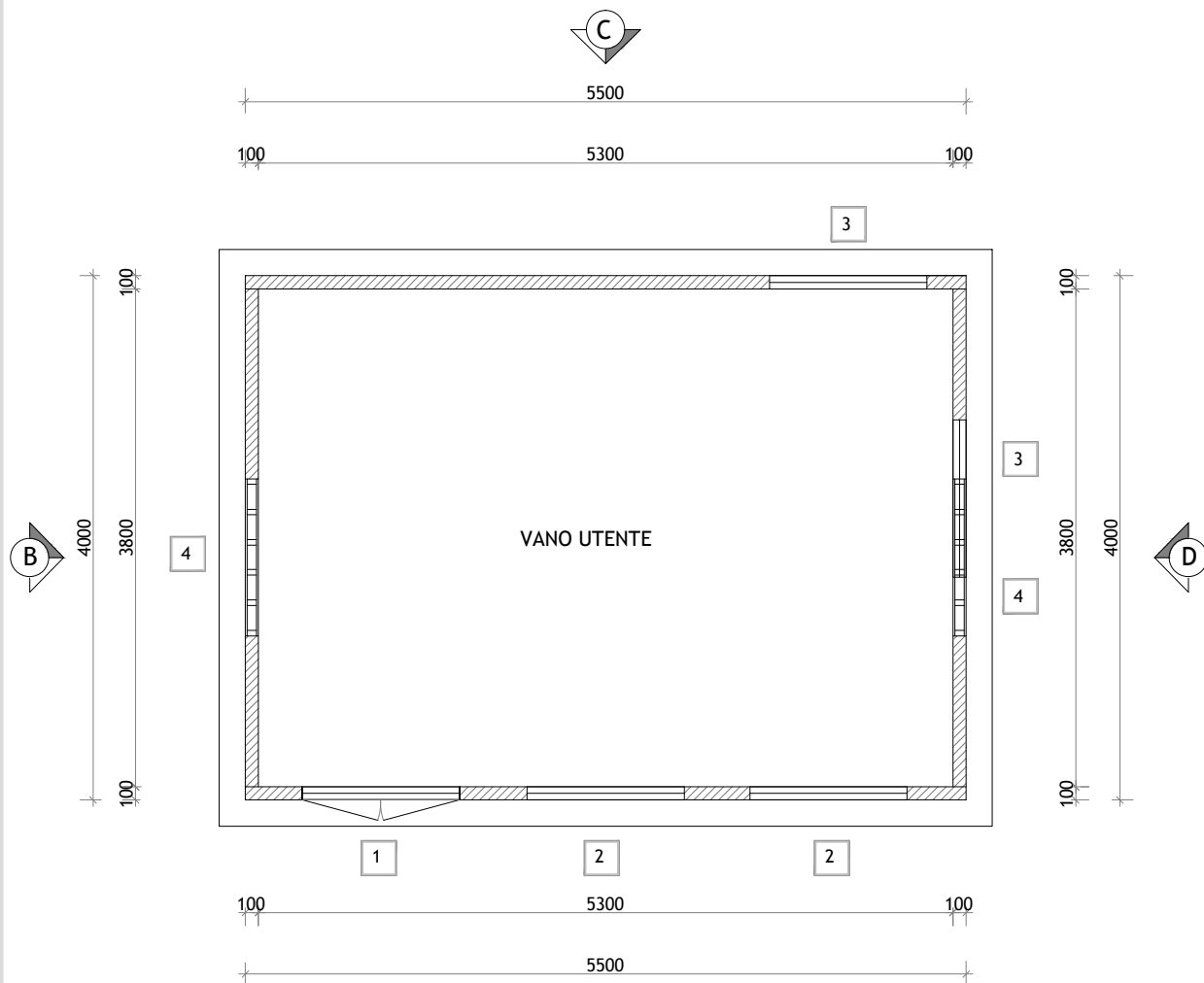


# CABINA A PANNELLI IN C.A.V.

cod. 08/P

ENEL/MISURE dim. mm 4000x5500x2970

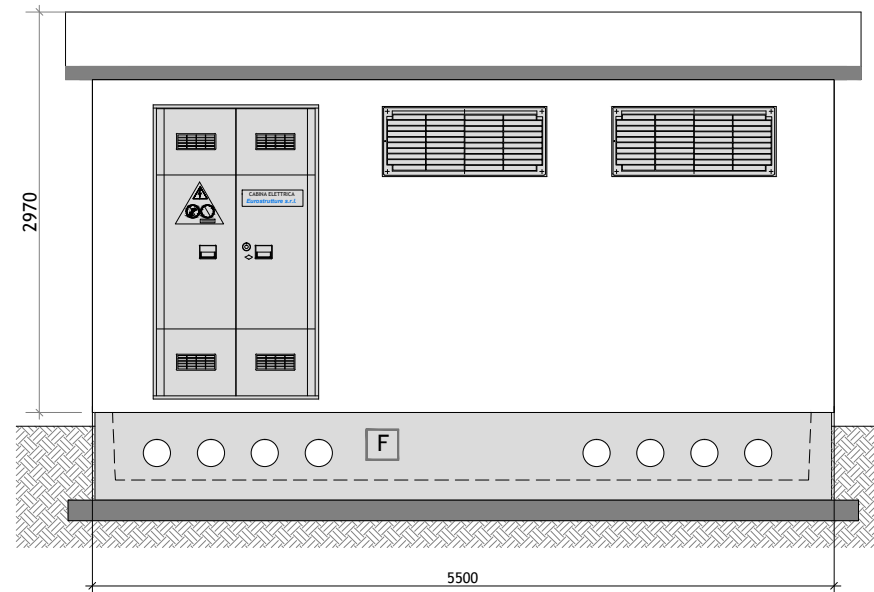
PIANTA CABINA



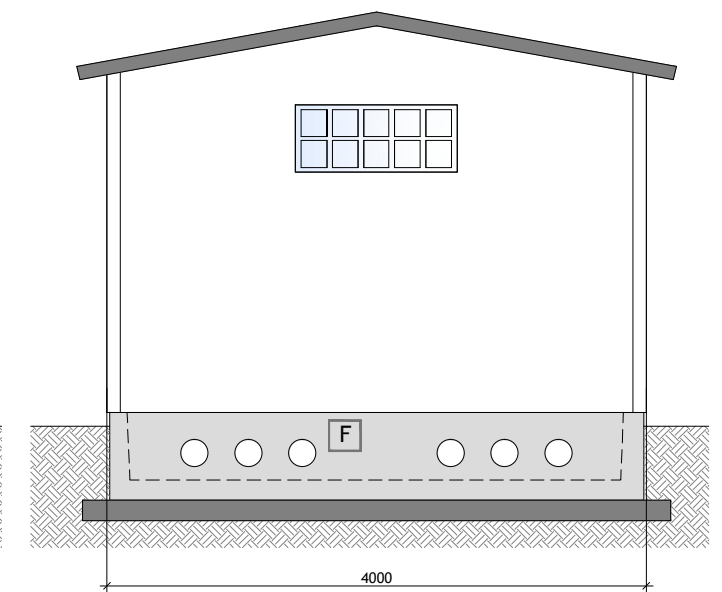
LEGENDA

- 1 PORTA A DUE ANTE IN VTR (utili mm 1115x2095)
- 2 GRIGLIA BASSA IN VTR (mm 1200x500)
- 3 GRIGLIA ALTA IN VTR (mm 1200x500)
- 4 VETROCEMENTO
- F VASCA DI FONDAZIONE ALTEZZA UTILE INTERNA CM 50

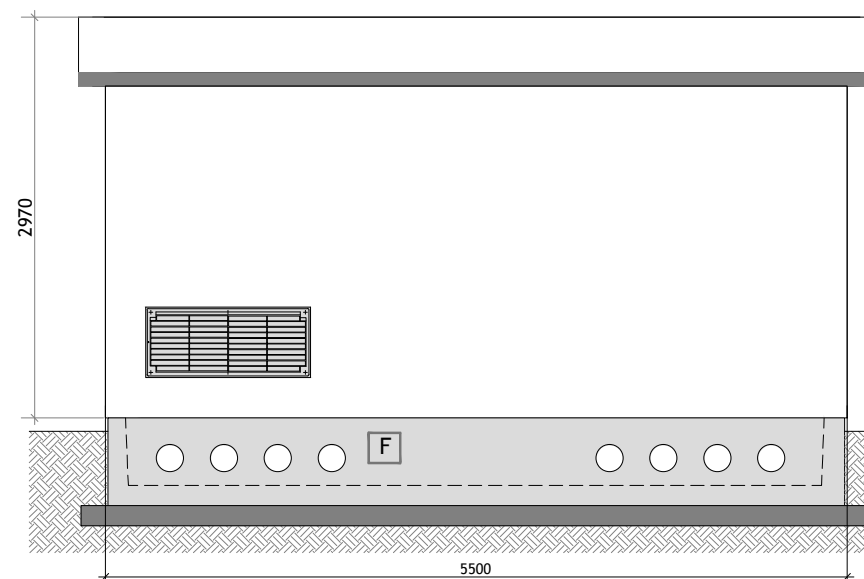
PROSPETTO A



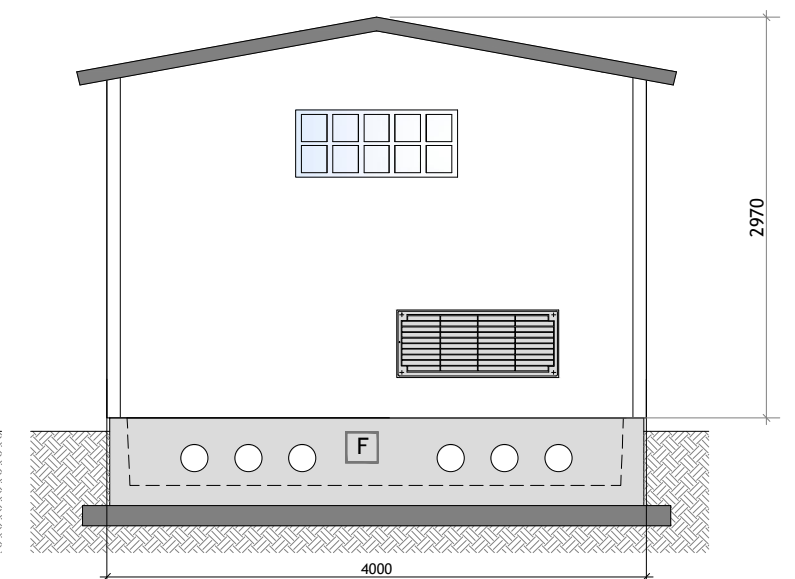
PROSPETTO B



PROSPETTO C



PROSPETTO D



<p><b>Eurostrutture</b> CABINE ELETTRICHE PREFABBRICATE</p>	<p>Uffici e sede amministrativa Corso Umberto I, 55 80138 NAPOLI Tel. 081 5517055 - Fax 081 7648778 Stabilimento di produzione S.S. n. 87 Km 20 + 600 81025 Marcianise (CE) Tel. 0823 821239 - Fax 0823 821043</p>	REDAZIONE GRAFICO	PROGETTISTA		DATA	PROGETTO	TAV.	SCALA	<p>cod. 08/P</p>										
		ARCH. R. MORIELLO	ELETTRODI ESAB OK 4339/3,2		01.01.2012	PIANTA-PROSPETTI	1/1	-----											
		CONTROLLO GRAFICO	RESIST. SFORMO 140 Kg/cm <sup>2</sup>		TOLLERANZE	REVISIONE N. 00	PESO STRUTTURA	PEZZI											
		ING. E. D'ANDRIA	<table border="1"> <tr> <th>BOCCOLE</th> <th>GOLFARI</th> </tr> <tr> <td>MA 08 <input type="checkbox"/></td> <td>∅ 16 <input type="checkbox"/></td> </tr> <tr> <td>MA 12 <input checked="" type="checkbox"/></td> <td>∅ 18 <input type="checkbox"/></td> </tr> <tr> <td>MA ... <input type="checkbox"/></td> <td>∅ 30 <input checked="" type="checkbox"/></td> </tr> </table>	BOCCOLE	GOLFARI	MA 08 <input type="checkbox"/>	∅ 16 <input type="checkbox"/>	MA 12 <input checked="" type="checkbox"/>		∅ 18 <input type="checkbox"/>	MA ... <input type="checkbox"/>	∅ 30 <input checked="" type="checkbox"/>	<table border="1"> <tr> <td>Strutture Monodim.</td> <td>Solai e Pannelli</td> </tr> <tr> <td>L = ± 25 mm.</td> <td>L = ± 20 mm.</td> </tr> <tr> <td>s = ± 10 mm.</td> <td>s = ± 10 mm.</td> </tr> </table>	Strutture Monodim.	Solai e Pannelli	L = ± 25 mm.	L = ± 20 mm.	s = ± 10 mm.	s = ± 10 mm.
BOCCOLE	GOLFARI																		
MA 08 <input type="checkbox"/>	∅ 16 <input type="checkbox"/>																		
MA 12 <input checked="" type="checkbox"/>	∅ 18 <input type="checkbox"/>																		
MA ... <input type="checkbox"/>	∅ 30 <input checked="" type="checkbox"/>																		
Strutture Monodim.	Solai e Pannelli																		
L = ± 25 mm.	L = ± 20 mm.																		
s = ± 10 mm.	s = ± 10 mm.																		
					RETE ELETTR.	B 450 C													